


A Spectacular Tribute: Honoring Extraordinary Women with an Easy Crochet Collar

In honor of the remarkable women who have paved the way for us and continue to inspire us today, let's create a beautiful and unique crochet collar. This easy project is a heartfelt tribute to their strength, grace, and unwavering determination. With just a few materials and a touch of patience, we can craft a keepsake that will cherish.



Ginsburg Legacy Collar Crochet Pattern : Easy Crochet Collar in Honor of a Spectacular Woman by Kristen Stein

★★★★★ 5 out of 5

Language : English
File size : 3134 KB
Text-to-Speech : Enabled
Screen Reader : Supported
Enhanced typesetting: Enabled
Print length : 16 pages
Lending : Enabled



Materials You'll Need

- 1 skein of worsted-weight yarn (approx. 200 yards)
- Size H/8 (5mm) crochet hook
- Scissors
- Yarn needle

Step-by-Step Instructions

This collar is worked in the round. You can use any stitch pattern you like, but we'll be using a simple double crochet stitch for this tutorial.

1. **Round 1:** Ch 101, sl st to join in a ring. Ch 3.
2. **Round 2:** Dc in each st around. Sl st to join. Ch 3.
3. **Round 3:** Dc in next st, ch 1. *Dc in next 2 sts, ch 1.* Repeat * around. Sl st to join. Ch 3.
4. **Round 4:** Dc in ch-1 space, ch 1, dc in next dc. *Dc in next 2 dc, ch 1, dc in ch-1 space.* Repeat * around. Sl st to join. Ch 3.
5. Repeat Rounds 3 and 4 until the collar reaches your desired length. Ch 3, sl st to join.
6. **Edging:** Ch 1, sc in each st around. Sl st to join. Ch 1, cut yarn and weave in ends.

Variations

You can easily customize your collar by changing the stitch pattern, yarn color, or embellishments.

- **Stitch Patterns:** Try using a different stitch pattern, such as the half double crochet stitch or the shell stitch.
- **Yarn Colors:** Choose a yarn color that complements your wardrobe or that represents your favorite cause.
- **Embellishments:** Embroider or sew on beads, sequins, or other embellishments to add a touch of sparkle to your collar.

Wearing Your Collar

Once you've finished your collar, you can wear it in a variety of ways.

- **Necklace:** Loop the collar around your neck and fasten it with a button or a safety pin.
- **Choker:** Tighten the collar around your neck and fasten it with a ribbon or a piece of yarn.
- **Ascot:** Fold the collar in half and loop it around your neck. Tie the ends together or fasten them with a brooch.

A Meaningful Keepsake

This crochet collar is more than just a pretty accessory. It's a symbol of our appreciation and admiration for the extraordinary women in our lives. Wear it with pride and let it be a reminder of their strength, grace, and unwavering determination.




A simple but elegant white collar, perfect for any occasion.




A vibrant and eye-catching collar that will add a pop of color to your wardrobe.



A sophisticated and stylish collar that will elevate any outfit.



A delicate and feminine collar that is perfect for special occasions.



Ginsburg Legacy Collar Crochet Pattern : Easy Crochet Collar in Honor of a Spectacular Woman by Kristen Stein

★★★★★ 5 out of 5


Language : English
File size : 3134 KB
Text-to-Speech : Enabled
Screen Reader : Supported
Enhanced typesetting : Enabled
Print length : 16 pages
Lending : Enabled

FREE **DOWNLOAD E-BOOK** 



How to Make Decisions Easily & Effortlessly: The Ultimate Guide to Happiness and Success

The Different Types of Decisions There are two main types of decisions: Simple decisions are decisions that are easy to make and have little impact on your life. For...



Lessons From Leadership Gold

Leadership is a complex and multifaceted skill that requires a combination of natural talent, hard work, and dedication. While there is no...